




3. You will see this page. Make an admission account by clicking REGISTER.

UNS Official | Link Fakultas | Kenapa Pilih UNS | Frequently Asked Question



BERANDA

VOKASI

SARJANA

PASCASARJANA

PROFESI

PPDS

INTERNATIONAL STUDENT

INFO

Q

Login Account

Use your email to log in to your Online Application Account

Email

Username cannot be blank.

PIN/Password

Captcha (Answer the calculation operations in the picture)

3+3

LOGIN

If you haven't registered for an account yet, please click REGISTER

4. Fill in your email address and full name according to passport (given name first). Incomplete name, wrong order, or mistype will be permanent and cannot be changed.

SPMB UNS

Account Registration

Please fill in the data below. Make sure the data is valid!

Email

Name

Birth Date

Enter birth date ...

Format: yyyy-mm-dd. Example: 2000-12-31

Next

5. Re-check the name and email address. Revise it when needed by clicking BACK. If all data is correct, click NEXT.

SPMB UNS

Login

Account Registration

Registrant Data

Please check the data below to make sure your data is correct

Full Name	Trial and Error
Email	unsadmissiontest@gmail.com
Birth Date	2000-01-01

information! If the data is correct, click Next.

Back

Next

6. Your admission account is created, but you need to activate it.

SPMB UNS

Login

Success! Registration Successfully done. Please check your email for account activation

Data Pendaftar

Registrant Data

Full Name	Trial and Error
Username/Email	unsadmissiontest@gmail.com
Password	276515

Congratulations,

your account has been successfully created. Please check your email for account activation

7. Log in to your email and check the INBOX. Check folder SPAM if necessary. Find an email from *(no-reply)UNS International Student Admission* [spmbasing@mail.uns.ac.id](mailto:spmbasing@mail.uns.ac.id) with the subject *UNS Admission Account Activation* .

Gmail

Compose

Inbox

Starred

Snoozed

Sent

Drafts

More

Labels

Search mail

Primary

Promotions

Social

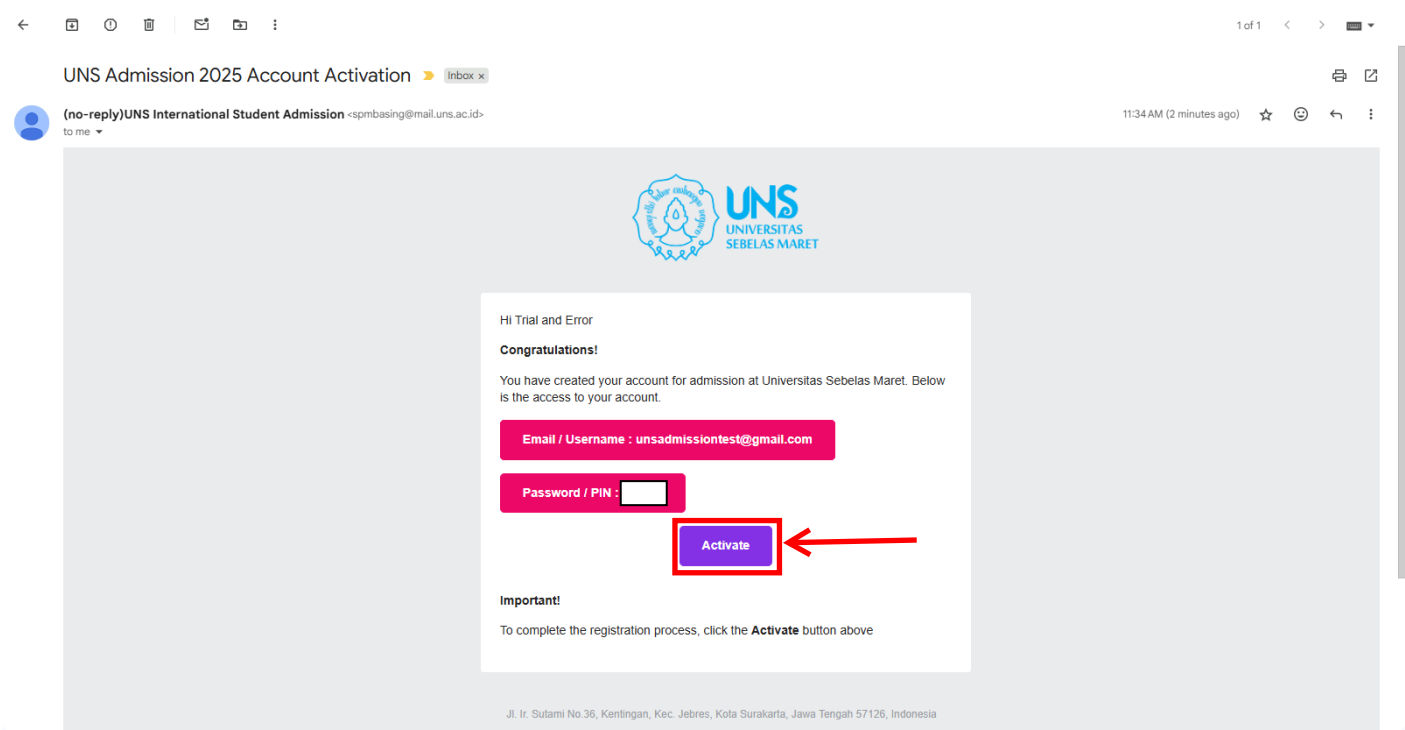
(no-reply)UNS Inter.

UNS Admission 2025 Account Activation

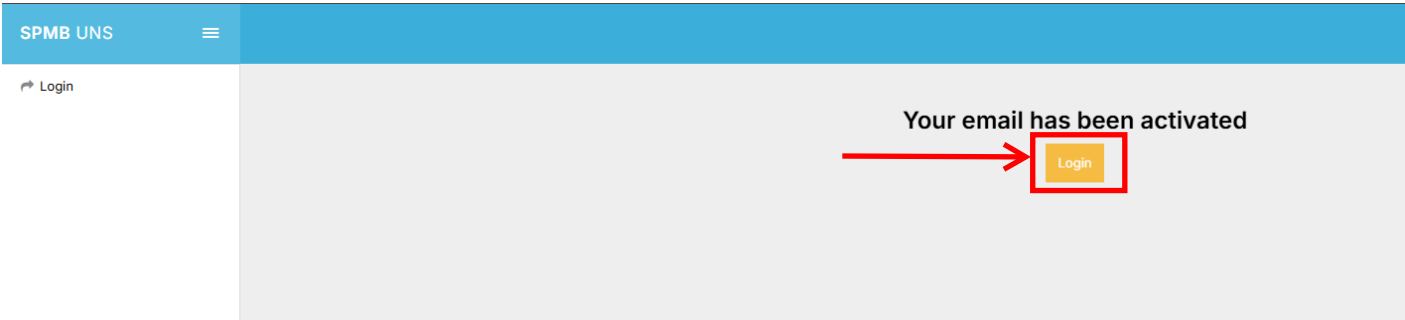
Postdrop Universitas Sebelas Maret Hi Trial and Error

8. Open the email. It contains the access to log in to UNS admission website. If you forget your password, you can open this email again.

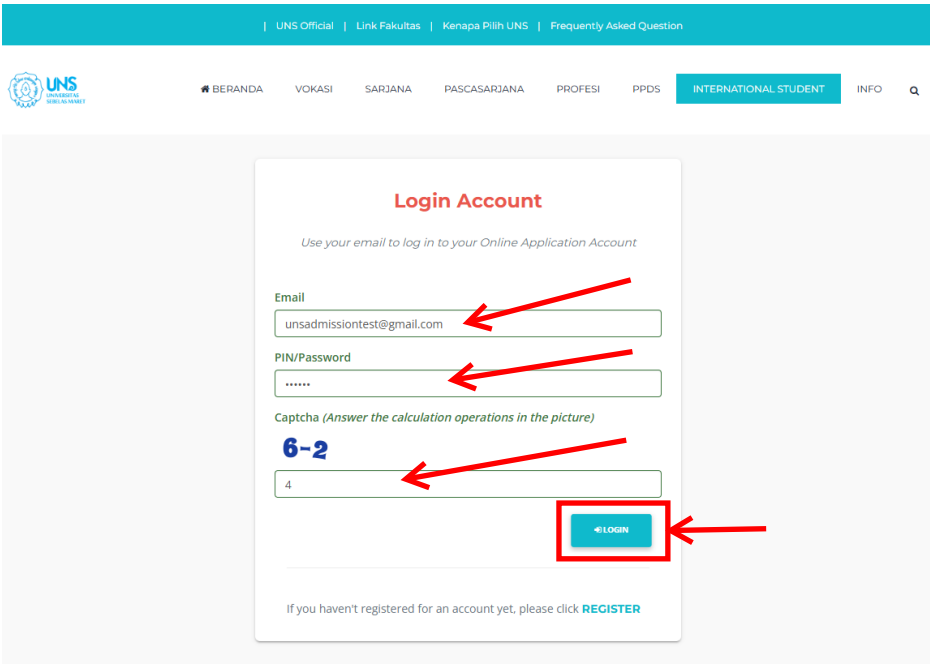
Click ACTIVATE.



9. You will be directed to this page. Click LOGIN.




10. Now you can log in to the admission website with the provided access. Fill in the email address, password, captcha code, and then click LOGIN.



11. You will see your dashboard. To start your application, click APPLY button. Even if you want to apply under self-funding, you must click the apply button below the UNS Scholarship.

SPMB UNS



Int Registrant Account  
UNIVERSITAS  
SEBELAS MARET  
(Pusat)

Logout

Select Registration Type

UNS Scholarship


Apply →

Registration History

No data found

12. Start with filling in your personal data. All data must be valid according to your passport and real situation. When done filling the form, click REGISTER.

SPMB UNS



Int Registrant Account  
UNIVERSITAS  
SEBELAS MARET  
(Pusat)

Logout

Back to Dashboard

Registration Form

Complete your personal information

Full name

Trial and Error

Email

unsadmissiontest@gmail.com

Phone Number

Sex

Male

Date of Birth

2000-01-01

Passport Number

Passport Expiry Date

Nationality

-Please Select Your Nationality

Country

-Please Select Your Country

State/Province

City

ZIP Code

Address

Financial source

-Please select financial source

Family Financial Condition

Please select one...

Income per Month

Please select one...

Program Degree

-Please Select Program Degree

Department

-Please select Study Program- ...

Register

13. You will see this page. Check your personal data once more. If revision is needed, click EDIT BIODATA. Continue with uploading the required documents.

SPMB UNS

Int Registrant Account

UNIVERSITAS

SEBELAS MARET

(Pusat)

Logout

Registration Details

Back to Dashboard

Biodata

Registration Number	888525250001	Nationality	British
Name	Trial and Error	Country	UNITED KINGDOM
Email	unsadmissiontest@gmail.com	State Province	London
Mobile Phone Number	0	City	London
Birth Date	2000-01-01	Zip Code / Postal Code	111111
Gender	Male	Address	London, UK
Degree	Master Degree	Financial Source	Scholarship
Study Program	Arts Education	Family Financial Condition	Personal Monthly Income
Passport Number	0	Income per Month	< Rp. 500 USD
Passport Expiry Date	2025-07-31		

Edit Biodata

Upload Document

#	File type	Upload	Download	File status	Notes from reviewer
1	Recent formal photograph <small>You can download file template / example here</small>	Upload	File not uploaded	Required	
2	Color scan of valid passport <small>You can download file template / example here</small>	Upload	File not uploaded	Required	
3	Diploma/certificate/proof of graduation in English/Indonesian language <small>You can download file template / example here</small>	Upload	File not uploaded	Required	
4	Academic transcripts in English/Indonesian language <small>You can download file template / example here</small>	Upload	File not uploaded	Required	
5	Medical statement in English/Indonesian language <small>You can download file template / example here</small>	Upload	File not uploaded	Required	
6	Curriculum vitae <small>You can download file template / example here</small>	Upload	File not uploaded	Required	
7	Financial statement <small>You can download file template / example here</small>	Upload	File not uploaded	Required	
8	Personal statement <small>You can download file template / example here</small>	Upload	File not uploaded	Required	
9	Certificate of Indonesian proficiency <small>*Applicants who provide a proof of Indonesian language proficiency are strongly preferred.</small>	Upload	File not uploaded	Optional	
10	Certificate of English proficiency	Upload	File not uploaded	Required	
11	Letter of recommendation #1, from a lecturer/professor or work supervisor	Upload	File not uploaded	Required	
12	Letter of recommendation #2, from a lecturer/professor or work supervisor	Upload	File not uploaded	Required	
13	Recommendation Letter from Indonesian Embassy <small>You can download file template / example here</small>	Upload	File not uploaded	Optional	
14	Motivation Letter	Upload	File not uploaded	Required	

Submit

After clicking Submit, your files will be sent to be reviewed.

14. To start uploading documents, click UPLOAD.  
Templates/samples of document can be checked at the provided link.

SPMB UNS

Int Registrant Account

UNIVERSITAS

SEBELAS MARET

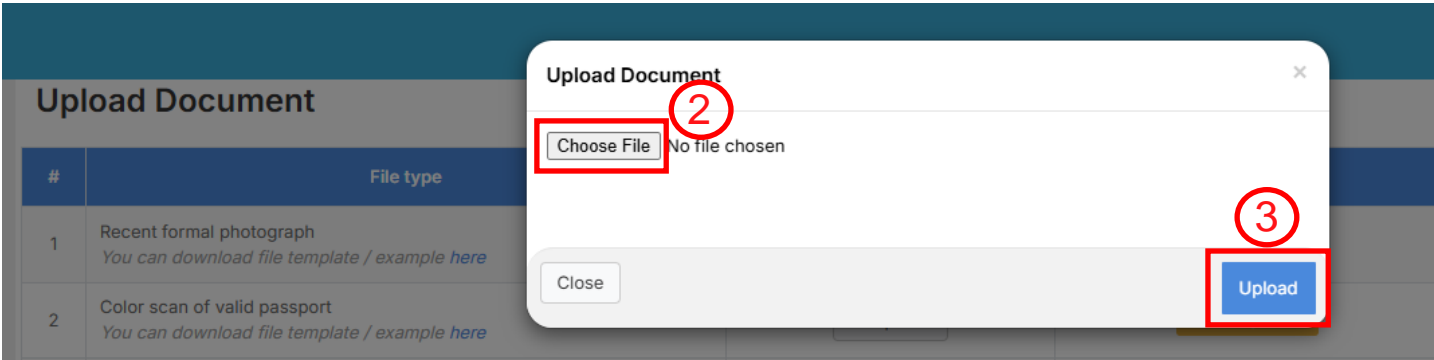
(Pusat)

Logout

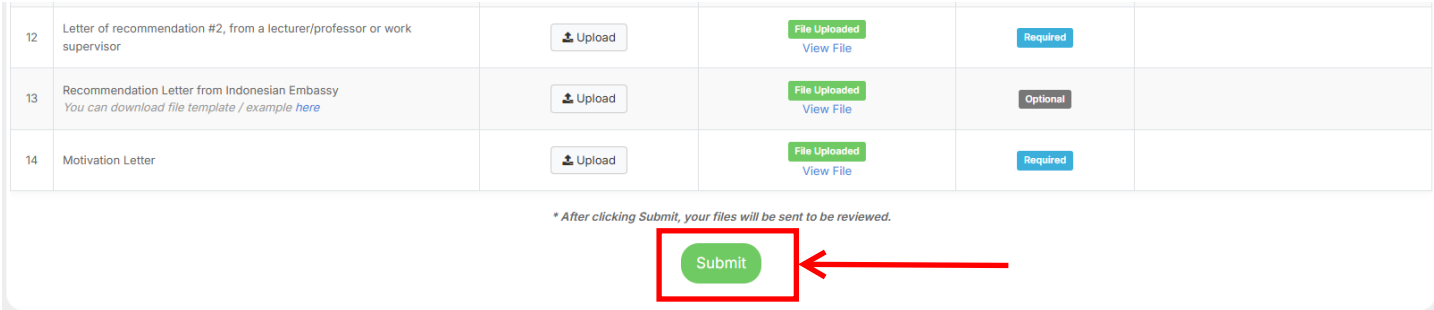
Upload Document

#	File type	Upload	Download	File status	Notes from reviewer
1	Recent formal photograph <small>You can download file template / example here</small>	Upload	File not uploaded	Required	
2	Color scan of valid passport <small>You can download file template / example here</small>	Upload	File not uploaded	Required	
3	Diploma/certificate/proof of graduation in English/Indonesian language <small>You can download file template / example here</small>	Upload	File not uploaded	Required	
4	Academic transcripts in English/Indonesian language <small>You can download file template / example here</small>	Upload	File not uploaded	Required	
5	Medical statement in English/Indonesian language <small>You can download file template / example here</small>	Upload	File not uploaded	Required	

Then choose the file. When the file is selected, click UPLOAD.



When done uploading all documents, click SUBMIT.



15. Done. You have submitted your application sucessfully.
- A registration card will appear. Right click on the page and click SAVE.
- Save the card in PDF or JPG file for future use.

